

JUNE



SINGLE FAMILY



CONDOMINIUMS



VACANT LAND

JUNE 2017	JUNE 2016	JUNE 2017	JUNE 2016
Closed Sales	Closed Sales	Median Price	Median Price

SINGLE FAMILY HOMES

Waimea	4	4	\$368,000	\$464,500
Koloa	11	10	\$750,000	\$1,043,500
Lihue	8	8	\$512,500	\$574,500
Kawaihau	12	24	\$613,750	\$585,000
Hanalei	17	17	\$1,210,000	\$1,100,000

CONDOMINIUMS

Waimea	1	-	\$450,000	-
Koloa	10	2	\$590,000	\$569,375
Lihue	13	9	\$267,000	\$235,000
Kawaihau	10	4	\$222,500	\$312,500
Hanalei	15	7	\$535,000	\$657,000

VACANT LAND

Waimea	1	-	\$28,000	-
Koloa	7	6	\$375,000	\$472,500
Lihue	3	1	\$271,500	\$320,000
Kawaihau	3	2	\$452,500	\$827,000
Hanalei	3	2	\$415,000	\$1,737,500

MEDIAN SALES PRICE	2017	\$697,500 ▲	\$443,000 ▲	\$375,000 ▼
	2016	\$690,999	\$344,000	\$550,000

CLOSED SALES	2017	52 ▼	49 ▲	17 ▲
	2016	63	22	11

NEW ACTIVE LISTINGS	2017	37 ▼	27 ▲	15 ▲
	2016	41	25	7

VOLUME SALES	2017	\$48,543,691 ▼	\$25,534,774 ▲	\$8,360,500 ▼
	2016	\$60,990,798	\$10,072,250	\$8,761,500

All information taken from Kauai Board of Realtors & Hawaii Information Services. MLS Sales Data information shown herein, while not guaranteed, is derived from sources deemed reliable. Old Republic Title is providing this information as a free customer service and makes no warranties or representations as to its accuracy. Data sourced on June 1, 2017.

KOLOA



Bea Jeal
VP, Kauai Manager,
Escrow Officer
BJeal@ortc.com



Kim Wallis
Escrow Officer
KWallis@ortc.com



Chelsey Valdez
Escrow Assistant
CValdez@ortc.com

KAPAA



Preston Brede
VP, Branch Manager,
Escrow Officer
PBrede@ortc.com



Rochelle Keoho
Escrow Officer
RKeoho@ortc.com



Rose Low
Escrow Officer
RLow@ortc.com



Chasitee Kimura
Escrow Assistant
CKimura@ortc.com



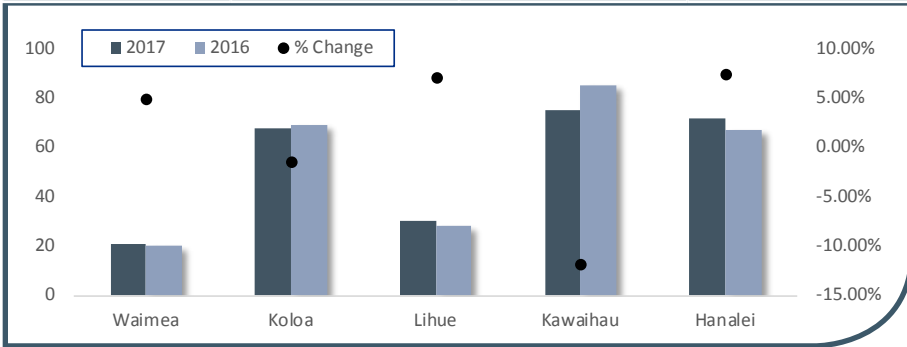
Alison Watanabe
Escrow Assistant
AWatanabe@ortc.com



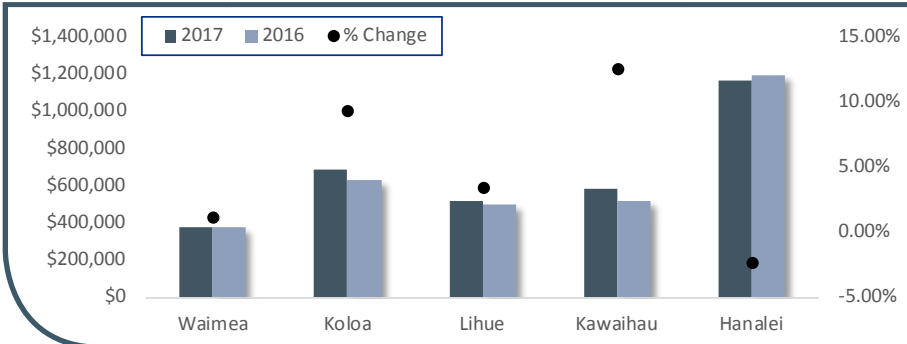
LEAH RAGSAC
Account Executive
LRagsac@ortc.com
Cell 808-212-4086



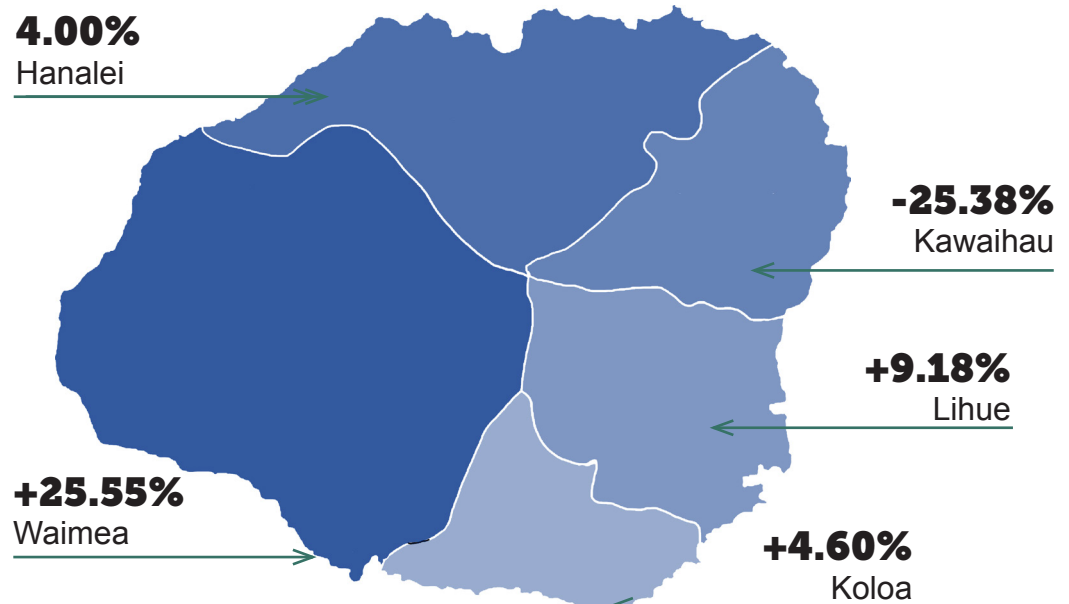
CLOSED SALES	2017	2016	% Change
Waimea	21	20	5.00%
Koloa	68	69	-1.45%
Lihue	30	28	7.14%
Kawaihau	75	85	-11.76%
Hanalei	72	67	7.46%
SUMMARY	266	269	-1.12%



MEDIAN PRICE	2017	2016	% Change
Waimea	\$380,000	\$375,510	1.20%
Koloa	\$688,500	\$630,000	9.29%
Lihue	\$515,000	\$497,500	3.52%
Kawaihau	\$585,000	\$520,000	12.50%
Hanalei	\$1,162,504	\$1,190,000	-2.31%
SUMMARY	\$675,000	\$600,000	12.50%



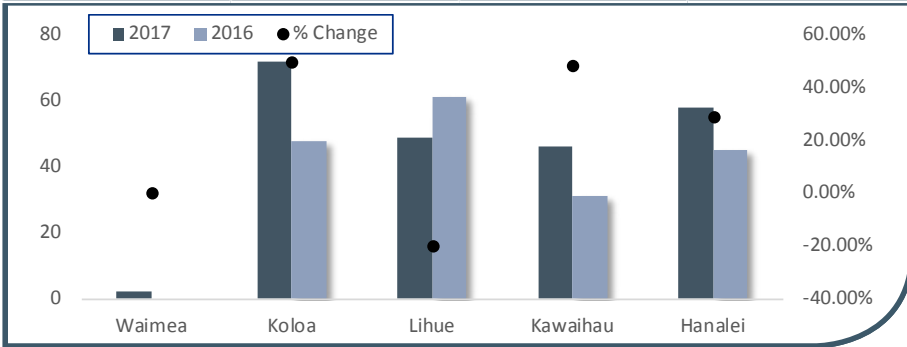
SALES VOLUME	2017	2016	% Change
Waimea	\$9,998,927	\$7,963,920	25.55%
Koloa	\$65,799,440	\$62,907,899	4.60%
Lihue	\$16,958,000	\$15,532,649	9.18%
Kawaihau	\$49,686,669	\$66,590,651	-25.38%
Hanalei	\$123,677,064	\$118,919,999	4.00%
SUMMARY	\$266,120,100	\$271,915,118	-2.13%



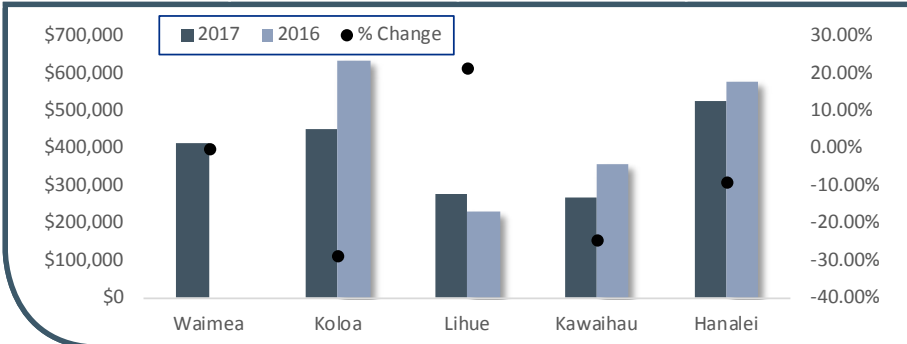
*All information taken from Kauai Board of Realtors & Hawaii Information Services. MLS Sales Data information shown herein, while not guaranteed, is derived from sources deemed reliable. Old Republic Title is providing this information as a free customer service and makes no warranties or representations as to its accuracy.



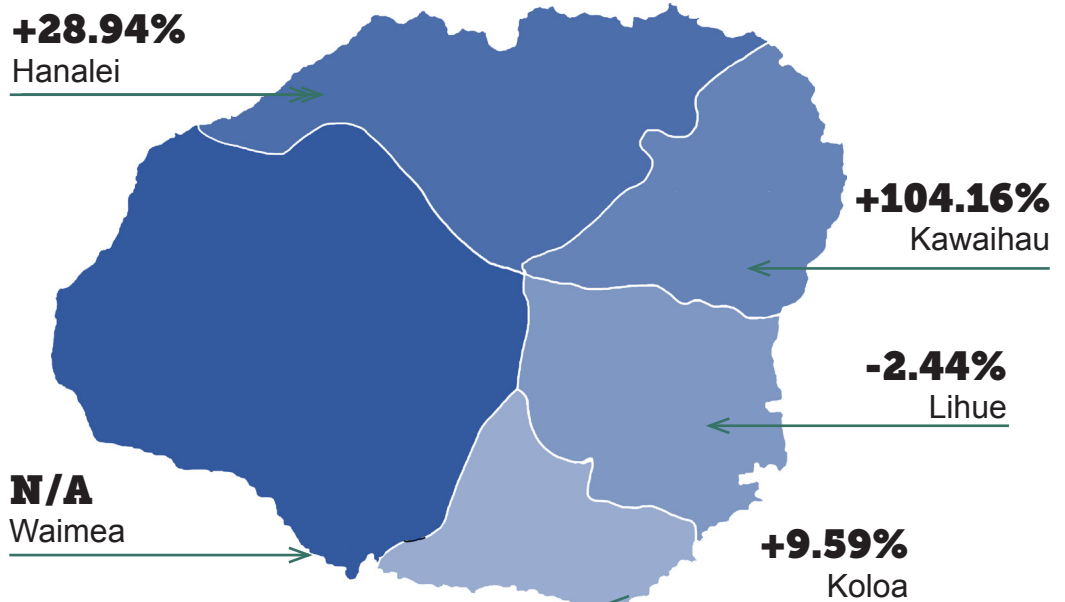
CLOSED SALES	2017	2016	% Change
Waimea	2	-	N/A
Koloa	72	48	50.00%
Lihue	49	61	-19.67%
Kawaihau	46	31	48.39%
Hanalei	58	45	28.89%
SUMMARY	227	185	22.70%



MEDIAN PRICE	2017	2016	% Change
Waimea	\$411,000	-	N/A
Koloa	\$449,500	\$632,500	-28.93%
Lihue	\$278,000	\$229,000	21.40%
Kawaihau	\$267,500	\$355,000	-24.65%
Hanalei	\$523,500	\$575,000	-8.96%
SUMMARY	\$430,000	\$390,000	10.26%



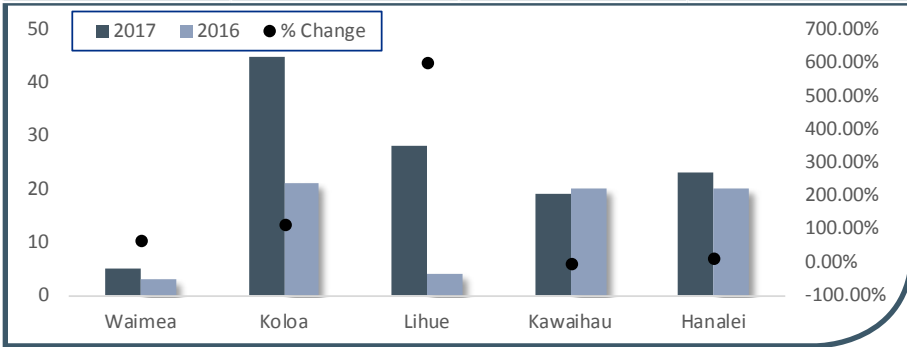
SALES VOLUME	2017	2016	% Change
Waimea	\$822,000	-	N/A
Koloa	\$32,781,000	\$29,913,520	9.59%
Lihue	\$14,819,846	\$15,190,107	-2.44%
Kawaihau	\$21,037,414	\$10,304,550	104.16%
Hanalei	\$34,589,807	\$26,825,500	28.94%
SUMMARY	\$104,050,067	\$82,233,677	26.53%



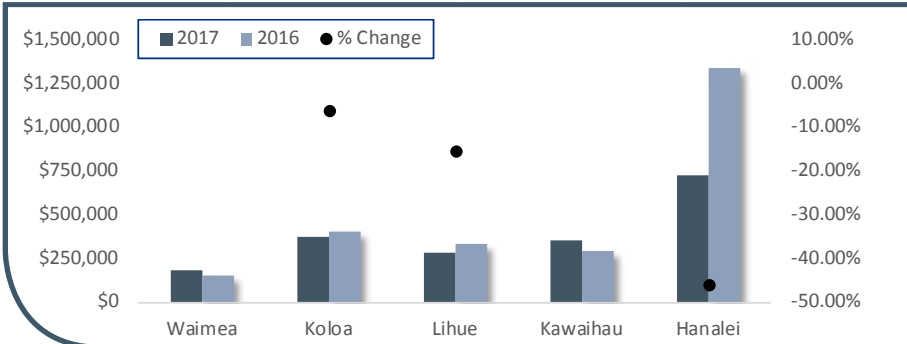
*All information taken from Kauai Board of Realtors & Hawaii Information Services. MLS Sales Data information shown herein, while not guaranteed, is derived from sources deemed reliable. Old Republic Title is providing this information as a free customer service and makes no warranties or representations as to its accuracy.



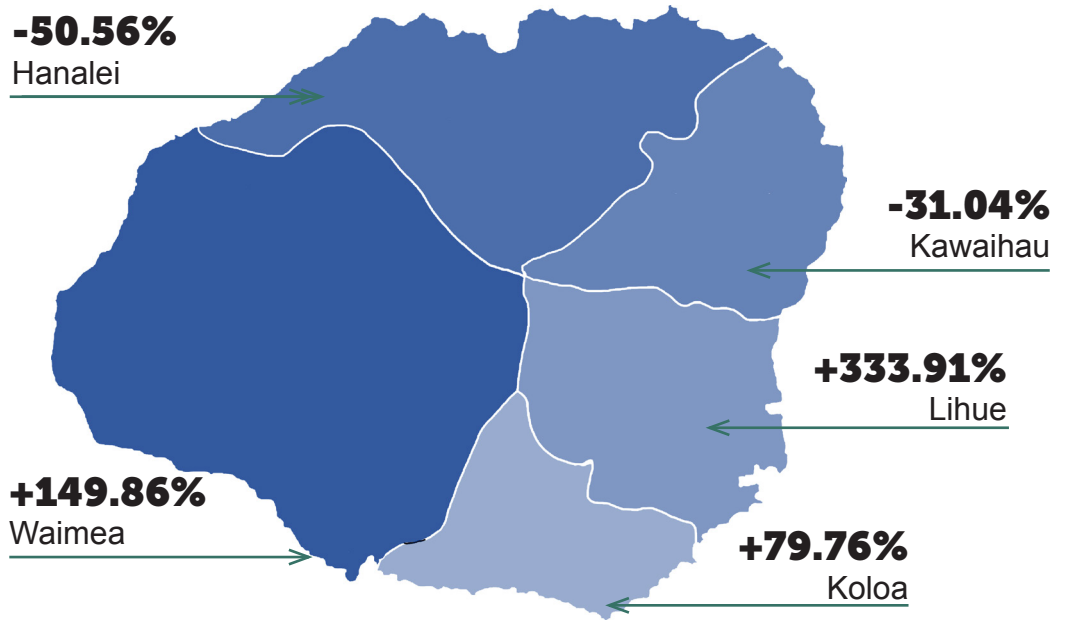
CLOSED SALES	2017	2016	% Change
Waimea	5	3	66.67%
Koloa	45	21	114.29%
Lihue	28	4	600.00%
Kawaihau	19	20	-5.00%
Hanalei	23	20	15.00%
SUMMARY	120	68	76.47%



MEDIAN PRICE	2017	2016	% Change
Waimea	\$179,000	\$150,000	19.33%
Koloa	\$375,000	\$400,000	-6.25%
Lihue	\$284,000	\$335,000	-15.22%
Kawaihau	\$355,000	\$296,500	19.73%
Hanalei	\$725,000	\$1,337,500	-45.79%
SUMMARY	\$327,000	\$405,000	-19.26%



SALES VOLUME	2017	2016	% Change
Waimea	\$874,500	\$350,000	149.86%
Koloa	\$19,587,264	\$10,896,500	79.76%
Lihue	\$7,984,000	\$1,840,000	333.91%
Kawaihau	\$8,430,705	\$12,226,000	-31.04%
Hanalei	\$17,842,000	\$36,088,500	-50.56%
SUMMARY	\$54,718,469	\$61,401,000	-10.88%



*All information taken from Kauai Board of Realtors & Hawaii Information Services. MLS Sales Data information shown herein, while not guaranteed, is derived from sources deemed reliable. Old Republic Title is providing this information as a free customer service and makes no warranties or representations as to its accuracy.